


Mobile App Testing Effort Estimation

Greetings from **testbytes!**



Dear mobal,

Thank you for using our cost estimation calculator.

Estimation for your requirement is presented in 3 different break-up for better understanding

- 1) First break-up is based on planning and execution of tests
- 2) Second is the effort involved in testing various modules of your app
- 3) Third is the effort estimation of types of testing that is going to be used on your app

Specifications

User Preferences

| Domain | Telecom |
|---------------------------|---------|
| Platforms | Ios |
| No: of Testing Modules | 5 |
| Avg: Screens Per Module | 5 |
| Total: No of Screens | 25 |
| No: of Devices | 10 |
| No: of external Interface | 10 |

| | |
|-------------------------|--|
| Default Type of Testing | Functional Testing, Usability Testing, Compatibility Testing |
| Type of Testing (Opted) | Beta Testing, Security Penetration Testing |
| How Complex | Complex |
| No: of Cycles | 4 |
| No: of Test Cases | 62 |

Test Execution Effort Breakdown

Test Preparation Effort



Test Execution Effort




| Cycles | Test Preparation | Test Execution | Defect Reporting | Retesting (if testcase failed) |
|--------------|------------------|----------------|------------------|--------------------------------|
| 1 | 7 | 51 | 10 | 0 |
| 2 | 5 | 29 | 4 | 10 |
| 3 | 3 | 20 | 3 | 10 |
| 4 | 2 | 12 | 2 | 10 |
| Total | 17 | 112 | 19 | 30 |

| | |
|---|------------|
| Total Test Cycle Execution Efforts (in hrs) | 178 |
| Compatibility Testing (in hrs) (10 Devices) | 13 |
| Total Efforts (in hrs) | 240 |

Effort involved in testing various technologies

| Technology | Efforts (Hrs.) |
|--------------------|----------------|
| Responsive testing | 36 |
| Android App | 0 |
| iOS App | 144 |
| Windows App | 0 |
| Other Features | 2 |
| Database | 2 |
| Webservices | 36 |
| Admin Panel | 19 |
| Total | 240 |

Effort involved in types of testing

| | |
|--|-----|
|  Functional Testing | 191 |
|  Usability Testing | 36 |
|  Compatibility Testing | 13 |

Timeline 3 Month

Default Testing Effort is

240 Hrs

and Cost Range is

\$1,320.00 - \$1,800.00

USD

* The cost has been generated by our in-house system with 85-95% accuracy.
Variations can happen owing to various factors.

| Type of Testing (opted) | Efforts (Hrs.) |
|------------------------------|----------------|
| Beta Testing | 120 |
| Security Penetration Testing | 80 |

Apart from your chosen types of testing, listed below are the effort involved in other types to ensure that your product is as robust as it can get.

If you wish to know why you need them Read [Here](#)

| Type of Testing (optional) | Efforts (Hrs.) |
|----------------------------|----------------|
| Load Performance Testing | 40 |
| Localisation Testing | 120 |
| Installation Testing | 24 |
| Automation Testing | 215 |
| Graybox Testing | 40 |
| Blackbox Testing | 40 |

To ensure maximum stability, security and scalability your app it must go other forms of testing (mentioned at the estimation part).

If you wish to opt for other types of testing the estimated cost,effort and timeline would be,

| Expected Timeline | Overall Effort | Overall Cost |
|-------------------|----------------|-----------------------------|
| 3 Months | 440 hrs | \$2,420.00 - \$3,300.00 USD |

If you have any query regarding the estimation feel free to contact us at



www.testbytes.net



+1 929 552 0053



+918113865000

- We are now **96K+** on **LinkedIn**

[Join us](#)